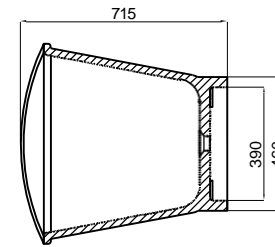
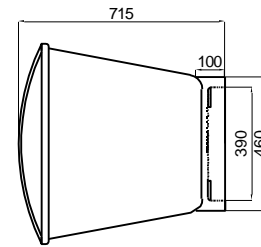
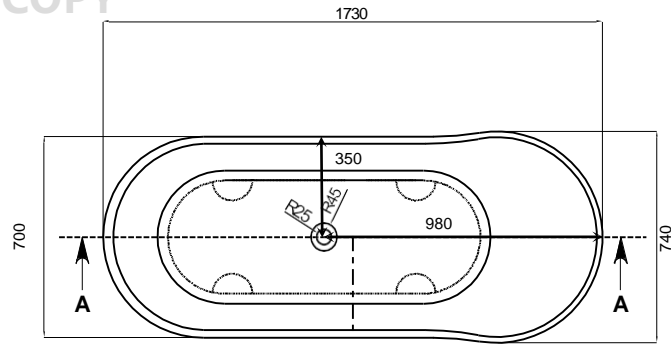
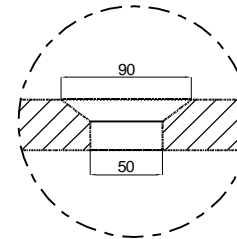
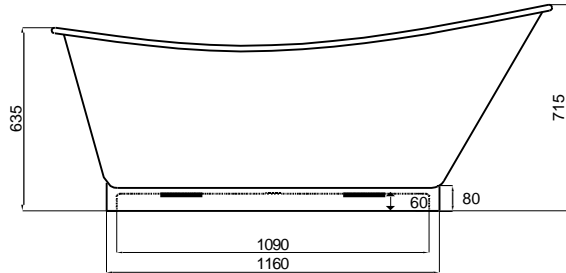


DRAFT COPY

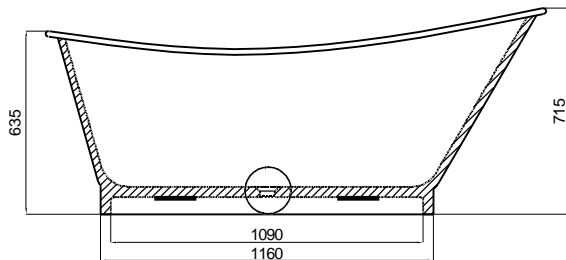
DO NOT SCALE. IF IN DOUBT ASK!



SECTION B-B



DETAIL D
SCALE 1:3



SECTION A-A

NOTES

1. ALL INTERNAL CORNERS TO BE R5 UNLESS OTHERWISE STATED.
2. BASINS IN AUSTRALIA COME WITH GLOSS FINISH ONLY ON SPECIAL ORDER - 8 WEEKS DELAY (SURCHARGE APPLIES). ALL BASINS DO NOT COME WITH A WASTE FITTING.

COLOUR
QTY
APPROVED BY:
NAME & SIGNATURE
DATE APPROVED:

COPYRIGHT APPLIES. DUPLICATION OF THIS DRAWING OR ANY SPECIFIC DESIGN FEATURES IS NOT PERMITTED WITHOUT WRITTEN AUTHORITY. "COMMERCIAL CONFIDENTIALITY" IS ASSUMED AND REQUIRED.

UNLESS OTHERWISE STATED ALL DIMENSIONS IN MILLIMETERS		MATERIAL: KASKADESTONE		DRAWING NUMBER Elba-RS11		SCALE 1:1	A4
DRAWING LEGEND		FINISH: REFER TO ORDER		Product Size 1730X700X715		SHEET 1 OF 1	REV. 1
N.W.		149 kg		G.W.		kg	
LINEAR / ANGULAR TOLERANCES		±5		DRAWN KASKADE		DATE 02/03/15	
CHK'D		±3		DATE		DATE	

REV	DESCRIPTION	DWG	DATE	CHK'D	DATE
1	RELEASE DATE.	KASKADE	02/03/15		

